

THE BETTER LIFE WITH CHUNGHO



# ESPRESSO CAFFÈ



# ESPRESSO CAFFÈ



Coffee machine Water Purifier

**ESPRESSO** caffè

Product Name		CHUNGHO Coffee machine Water Purifier <b>ESPRESSO</b> caffè
Model Code		GWF-60C9660M
Net Weight		19.95 kg
Tank Size	Ambient	2.4 l
	Hot / Cold	0.57 l / 1.6 l
	Ice	0.52 kg
Ice cube weight		9g ± 2g (making 6 pcs per cycle)
Dimension (mm)		290 (W) x 515 (D) x 475 (H)
Safety devices		Overheating protector, Water level sensor, Water leakage shut-off valve, Fuse
Water Level Sensor		Capacitance sensor
Filtration System		ATCR RO Membrane (60 GPD)
Other Features		<ul style="list-style-type: none"> <li>- LED light on the water faucet</li> <li>- Warm water mode</li> <li>- Adjustable ACS/Sterilizer timer</li> </ul>

# ESPRESSO CAFFÈ

“All-in-One **COFFEE MACHINE** with **RO membrane filtration**”



Coffee machine Water Purifier

**ESPRESSO** caffè

## I . All-in-One coffee machine

- ① Coffee, Ice, and Hot/Cold/Ambient WATER
- ② Espresso, Lungo, Americano from one machine

## II . Compatible with Nespresso Original Capsules

- ① Compatible with Nespresso Original Capsules
- ② Enjoy all the global coffee brand capsules in everywhere

## III . Self-Cleaning & Sterilizing

- ① Built-in Sterilizer for automatic & manual sterilizing
- ② ACS automatically cleans inside the machine everyday

## IV . Advanced NEW filter system – ATCR Filters

- ① Small but powerful, 60GPD ATCR RO membrane
- ② Easy-to-replace and more reliable ATCR system

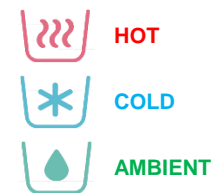
# ESPRESSO CAFFE



Bullet-type ice



Faucet LED




# ESPRESSO CAFFÈ

## 1. Electrode Sterilizer

- Sterilizes water tanks & water flow paths every 7 days
- Press and hold 'STERIL.' button to run it manually



Electrode Sterilizer

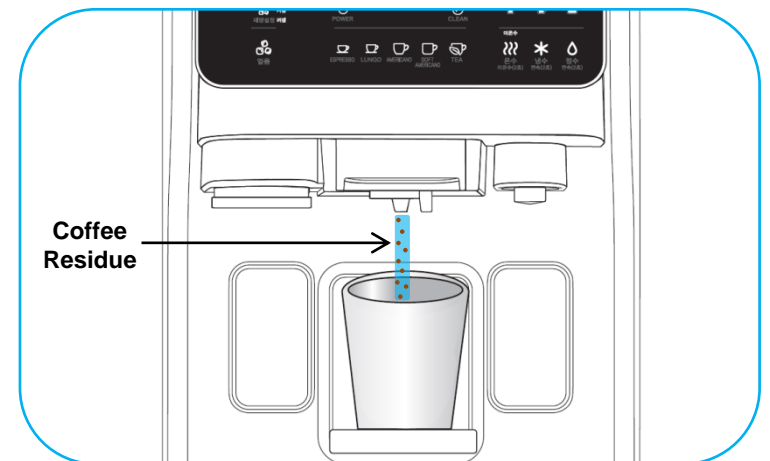


## 2. ACS (Automatic Cleaning System)

- Drains & refills the water tanks every day to keep water fresh

## 3. Coffee maker cleaning

- Press and hold 'CLEAN' button for 2 seconds
- Espresso Caffè rinses and cleans coffee maker for 12 seconds



# ESPRESSO CAFFÈ

## Coffee machine Water Purifier

# ESPRESSO caffè



Nespresso Compatible Capsule



# ESPRESSO CAFFÈ



# ESPRESSO CAFFÈ



# ESPRESSO CAFFÈ “STAND MODEL”

## ChungHo Whi Caffè Water Purifier Whi caffè 550



Model Name	TBD
Function	    
Dimension(WxDxH)	295 x 452 x 1,325 mm
Net Weight	38.0kg
Reservoir tank capacity	Ambient 5.0L / Cold 2.6L / Hot 1.6L / Ice 1.0kg

## ChungHo Whi Caffè Water Purifier Whi caffè New 700



Model Name	WF-70S9500M
Function	    
Dimension(WxDxH)	360 x 496 x 1,420 mm
Net Weight	47.0kg
Reservoir tank capacity	Ambient 7L / Cold 2.8L / Hot 2.5L / Ice 1.2kg